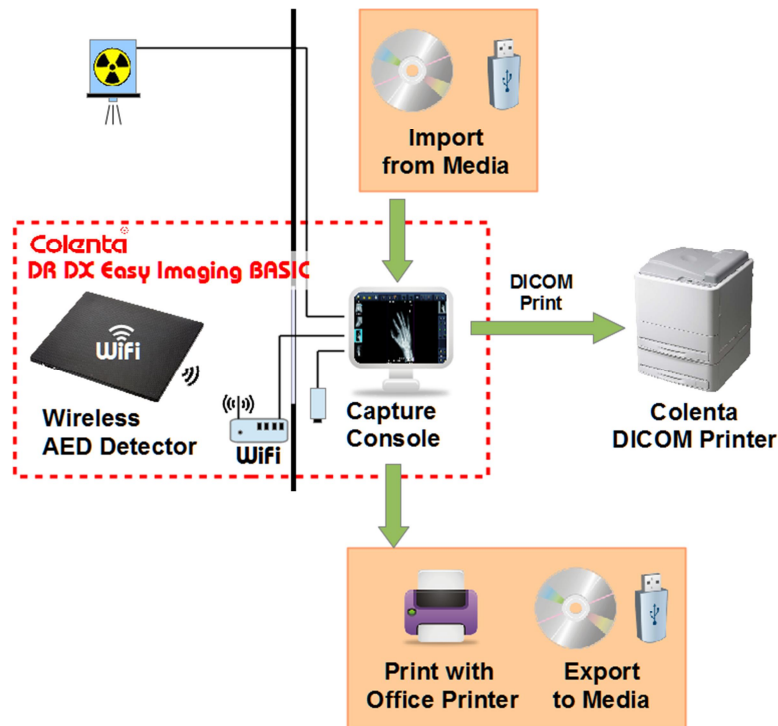


Colenta® DX – EASY IMAGING

DR Retrofit Kit Package – Configuration BASIC



Description:

The **DR Retrofit Kit - Configuration BASIC** makes the use of CR Cassettes/Imaging Plates or the use of analogue x-ray films, the use of film cassettes and intensifying screens, the use of a darkroom, a processor and processing chemistry obsolete.

The digital information for the various images, necessary for an x-ray examination, is obtained by means of the **Colenta Wireless Flat Panel Detector**, which is replacing the CR Cassettes/Imaging Plates or the conventional method of using cassettes/films.

Several of the Colenta Wireless Flat Panel Detectors are with **AED (Automatic Exposure Detection)** – facility, does not need any interlink to the x-ray generator.

The digital information, produced by the DR Detector is transferred to the **Capture Console**, where by means of the **DX-Easy Imaging Acquisition Software** the x-ray image is obtained and can be evaluated on screen – within approximately 3 seconds after the x-ray exposure.

The **DX-Easy Imaging Processing Software** allows the radiologist to enhance and examine the image exactly as required to make a precise diagnosis. The image can be exported to different media or a patient CD made as required.

The BASIC Configuration excludes the possibility of archiving images or connecting additional Workstations.

Only the diagnosis related images are printed by means of the **COLENTA DICOM¹⁾ Printer** onto **Dry Imaging Film** for keeping in the patient file.

A **CD-writer** in the PC of the Capture Console allows images to be written and to create a **Patient-CD**, to be kept with the patient file.

1) DICOM ... **D**igital **I**maging and **C**ommunications in **M**edicine

Colenta[®] DX – EASY IMAGING

DR Retrofit Kit Package – Configuration BASIC

consists of:

1) Capture Console

1a) 19" TFT Touchscreen Console Monitor *)

- 19" colour TFT Monitor
- 1280x1024 resolution

*) When diagnosis to be done on Console Monitor, it is recommended to use a Diagnostic Monitor.

	21.3" TFT 2M colour	21.3" LED 2M monochrome	21.3" LED 3M monochrome	21.3" LED 5M monochrome
Resolution	1600 x 1200	1600 x 1200	2048 x 1536	2560 x 2048
Response Time	35ms	40ms	40ms	25ms
Brightness (max)	760 cd/m ²	1200 cd/m ²	1200 cd/m ²	1200 cd/m ²
Contrast Ratio	1200:1	1400:1	1400:1	1200:1
View Angle	176°	176°	176°	176°

Complete List and Prices of Diagnostic Monitors on request

1b) Colenta DX Easy Imaging Capture Console:

- Processor min. Intel Core i5
- 4096 MB Memory
- 2x HDD S-ATA 320 GB - RAID1
- 2x GBit LAN controller
- Intel VGA graphic controller with 24 bit color depth
Video Mode of graphic card supports OpenGL V1.1
min. Screen resolution 1024x768 pixel
- CD/DVD-writer
- Keyboard and mouse
- Operating system Windows 8.1
- Preinstalled and tested by Colenta






1c) DX Easy Imaging Acquisition Software and DX Easy Imaging Processing Software



- Module image diagnosis
- Module viewer standard
 - Zoom
 - Rotation and mirror (turn to the left, turn to the right, flip, mirror)
 - Window levelling (Gradation - brightness, contrast and gamma value)
 - Contrast inversion
 - Measurement (Angle, Distance, Outline)
 - Radiography Marker (Left / Right markers)
 - Add Text
- Module patient viewer, CD/DVD
- Image storage facility for approx. 1000 images, exceeding images are automatically erased

1d) DX Easy Imaging DICOM print module (1 printer)

Note: Several software modules are available for the Colenta Acquisition Software.
Please refer to the price list.

2) DR Panels

Active Area 14" x 17" 358mm X 430mm			
	PE 1417 W/WL Csl	KM 1417 W/WL Csl	VW 1417 W/WL Gadox/Csl
Resolution	2.304 x 2.800 Pixel	1.994 x 2.430 Pixel	2.560 x 3.072 Pixel
Pixel Pitch	150 µm	175 µm	140 µm
Grayscale	14 Bit (16.383)	16 Bit (65.535)	14 Bit (16.383)
Method of exposure	AED (i-Sync2) / DR Trigger	DR Trigger	AED / DR Trigger
Limiting Resolution	3.3 lp/mm	4 lp/mm	3.5 lp/mm
Weight	3.7 kg (8.16 lbs)	2.9 kg (6.39 lbs)	3.1 kg (6.83 lbs)
Operating Environment	+5°C to +30°C / 45%-85% rH	+10°C to +30°C / 35%-80% rH	+10°C to +35°C / 30%-85% rH
Storage and Transport	-10°C to +40°C / 45%-85% rH	-20°C to +50°C / 20%-90% rH	-15°C to +55°C / 10%-90% rH

Active Area 17" x 17" 430mm X 430mm		
	PE 1717 W/WL Csl	KM 1717 W/WL Csl
Resolution	3.072 x 3.072 Pixel	2.428 x 2.428 Pixel
Pixel Pitch	139 µm	175 µm
Grayscale	14 Bit (16.383)	16 Bit (65.535)
Method of exposure	AED (i-Sync2) / DR Trigger	DR Trigger
Limiting Resolution	3.4 lp/mm	3.4 lp/mm
Weight	4.7 kg (10.36 lbs)	3.6 kg (7.94 lbs)
Operating Environment	+5°C to +30°C / 45%-85% rH	+10°C to +30°C / 35%-80% rH
Storage and Transport	-10°C to +40°C / 45%-85% rH	-20°C to +50°C / 20%-90% rH



panel configuration:
single, dual or multiple

Additional Colenta DR DX Easy Imaging Multi Panel package

Note: In case an additional DR Panel (same Type) should be used (with the same X-ray generator) an Upgrade of the *DX Easy Imaging software* is necessary. When the Multi Panel Kit is ordered at a later stage, installation and configuration work is required by authorized technicians.

Colenta Dry Laser Imager - High Efficiency - Mammo Applicability



HighCap Xp



HighCap XLp

Recording Method	Laser exposure thermal development system	
Applicable Film	<p>MEDIPHOT DRY IMAGING FILM DL (100/150 sheets/pack) 35 x 43cm (14" x 17"), 26 x 36cm (10" x 14"), 25 x 30cm (10" x 12"), 20 x 25cm (8" x 10")</p> <p>MEDIPHOT DRY IMAGING FILM DLM for Mammography (150 sheets/pack) 26 x 36cm (10" x 14"), 25 x 30cm (10" x 12"), 20 x 25cm (8" x 10")</p>	
Film loading	Daylight film loading	
Film magazines	2 trays online	3 trays online
Processing Capacity	approx. 80 sheets/hour at 35 x 43cm (14" x 17") approx. 100 sheets/hour at 20 x 25cm (8" x 10")	approx. 110 sheets/hour at 35 x 43cm (14" x 17") approx. 160 sheets/hour at 20 x 25cm (8" x 10")
Pixel size	50 um (508 dpi)	
Recording gradation	14 bits (16383)	
Image Memory	1 GB	
Density adjustment	Automatic density correction	
Input channels	DICOM network input x 1 channel only	
Power Supply Conditions	Single phase 50-60Hz AC120-240V±10%	
Environmental Conditions	Temperature: 15-30°C Humidity: 15-70%RH (No dew condensation)	
Weight	104 kg (229.3 lbs.)	160 kg (353 lbs.)
Dimensions (WxDxH)	610 x 630 x 893 mm (24" x 25" x 35")	600 x 585 x 1090 mm (24" x 23" x 43") – w/o sorter 600 x 585 x 1390 mm (24" x 23" x 55") - with sorter
OPTIONS	Optional Tray Floor Fix Kit	4-bin sorter

MEDIPHOT DL – Dry Laser Imaging Film:

Matching with Colenta HighCap Xp/XLp Printers, the low fog, consistently clear, the **Dry Laser Film DL** delivers high density images at neutral colour tone, comparable to those from conventional wet processing.

Film size	Quantity/Package
35 x 43cm (14" x 17")	100 sheets + 1 protective sheet
26 x 36cm (10" x 14")	150 sheets + 1 protective sheet
25 x 30cm (10" x 12")	150 sheets + 1 protective sheet
20 x 25cm (8" x 10")	150 sheets + 1 protective sheet

MEDIPHOT DLM – Dry Laser Mammography Imaging Film:

Matching with Colenta HighCap Xp/XLp Printers, the low fog, consistently clear, the **Dry Laser Film DLM** delivers high density images (D-max of 4.0) at a blue film colour, and better sharpness compared to DL. The DLM also has adequate image quality for mammography.

Film size	Quantity/Package
26 x 36cm (10" x 14")	150 sheets + 1 protective sheet
25 x 30cm (10" x 12")	150 sheets + 1 protective sheet
20 x 25cm (8" x 10")	150 sheets + 1 protective sheet