

data sheet

Colenta[®]

StudiolineProcessor

37-80 RA 50

Supplied in 3- and 4-Tank options, 5-Tank models available on request.



Colenta[®]



Studioline Processor 37 - 80 cm
Available for RA4, B&W

02/2004 AN



StudiolineProcessor

37-80 RA50 - 4Tank

Models available:

37 RA 50-3Tank	56 RA 50-3Tank	66 RA 50-3Tank	80 RA 50-3Tank
37 RA 50-4Tank	56 RA 50-4Tank	66 RA 50-4Tank	80 RA 50-4Tank
Available on request:			
37 RA 50-5Tank	56 RA 50-5Tank	66 RA 50-5Tank	80 RA 50-5Tank

Technical Specifications:

Processing applications: RA4 Print&Display Film - digital & conventional applications.
Process width: 37 RA...max. 37 cm (14 inch)
 56 RA...max. 56 cm (22 inch)
 66 RA...max. 66 cm (26 inch)
 80 RA...max. 80 cm (32 inch)

Microprocessor Control: - with 9 preprogrammable processing cycles

Transport Speed (at 45 sec DEV-Time): - xx RA 50 cm/min (27 inch/min) **
 (preprogrammable 20 to 116 sec.)

<i>Tankcapacities:</i>	37RA50 4T	56RA50 4T	66RA50 4T	80RA50 4T
Developer	: 6 lt	7,5 lt	9 lt	10 lt
Bleachfix	: 6,5 lt	8 lt	9,5 lt	10,5 lt
Wash1	: 6,5 lt	8 lt	9,5 lt	10,5 lt
Wash2	: 6,5 lt	8 lt	9,5 lt	10,5 lt

Replenishment: - controlled by opto-sensors, measuring film area (touchless)
 - activated after 0,1 - 0,999m² * film area fed into the processor
 - antioxidation/standby replenishment, activated after 0-9 hours *

Temperatures: High / Low level monitoring of the Dev, Superstabi and Dryer

Work in Progress : Details the position of the media through the processor.

Transport: Drive motor overload monitoring *
 Security cover lid switch *
 Manual feed facility

* when activated will operate an audible warning and a message alert to confirm the error type.

Additional Accessories and Features:

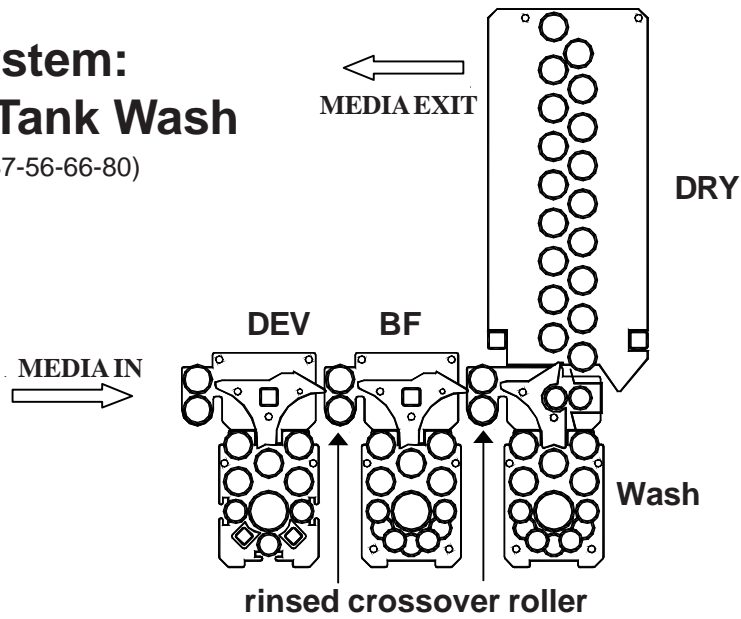
- Support Stand, Long Roll Feed & Motorised Take-Up, Level sensor monitoring,
- A trolleyunit to house the replenishment and waste collection tanks

Technical specification subject to change without notice.

**xx width of processor (37-56-66-80)

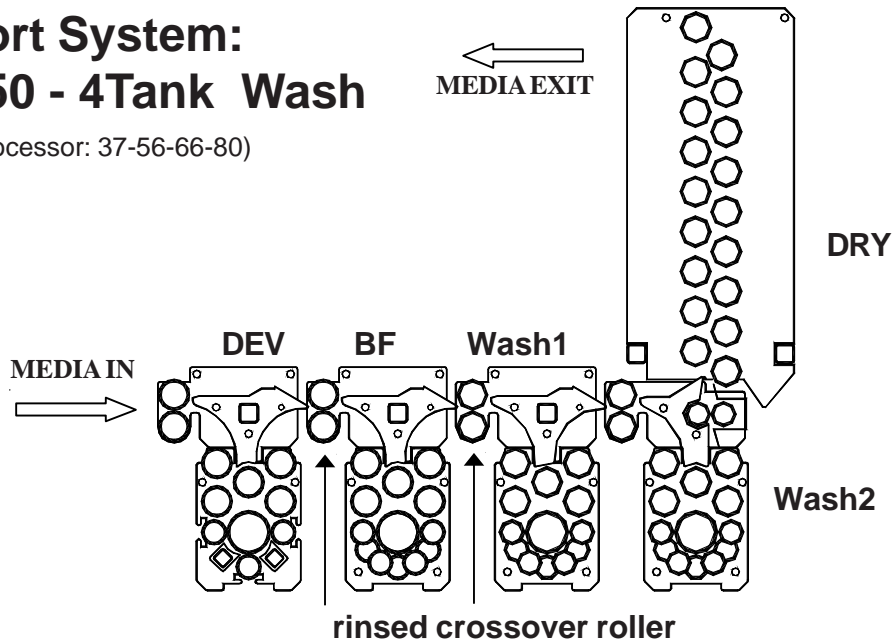
Transport System: XX RA 50 - 3Tank Wash

(xx width of processor: 37-56-66-80)



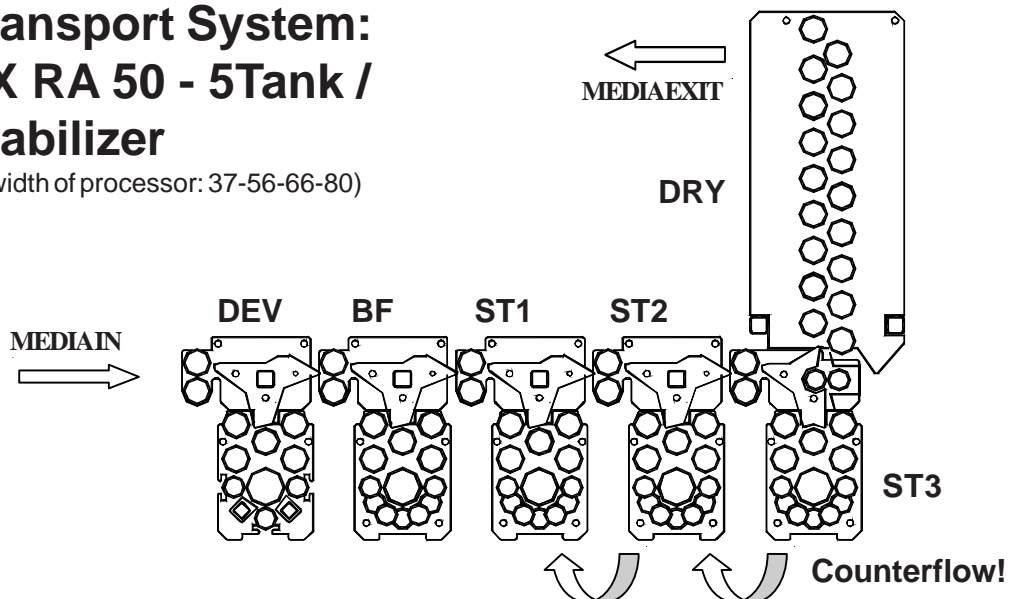
Transport System: XX RA 50 - 4Tank Wash

(xx width of processor: 37-56-66-80)

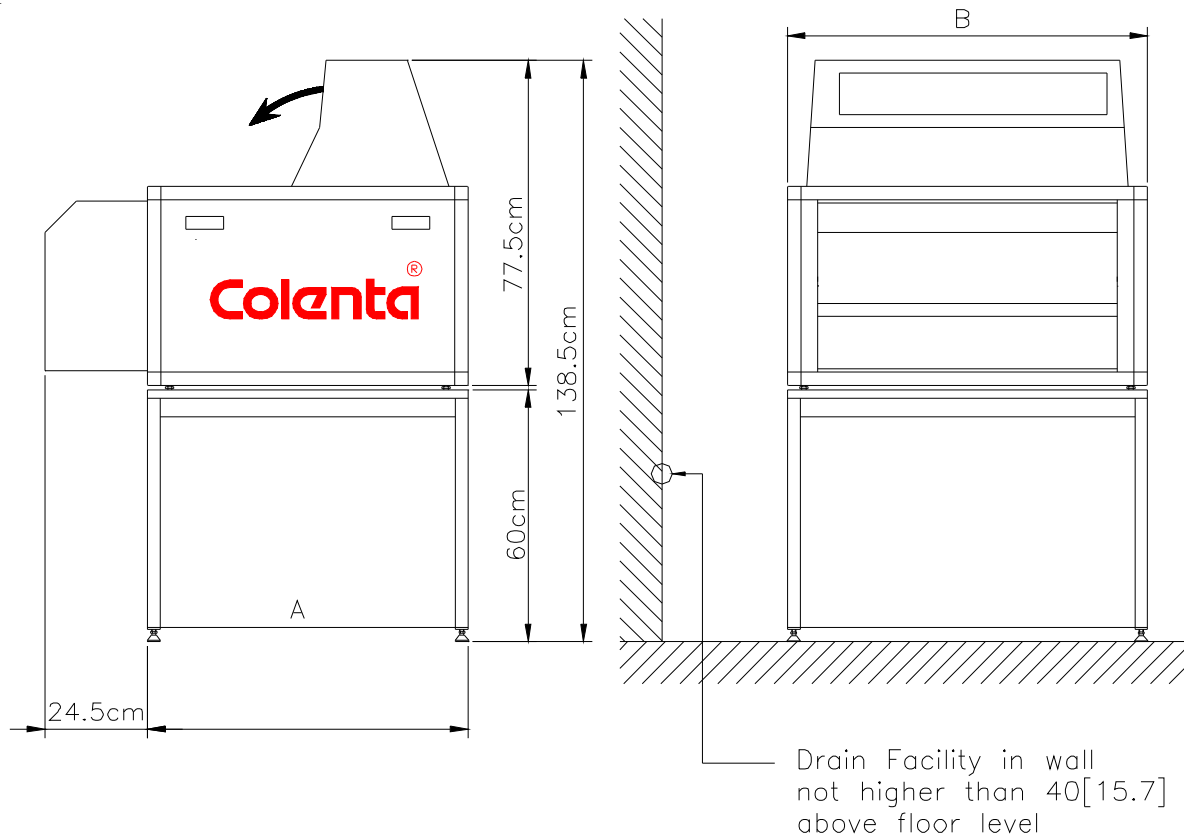


Transport System: XX RA 50 - 5Tank / Stabilizer

(xx width of processor: 37-56-66-80)



DIMENSIONS: RA 50 Studioline



A for 3 Tank	765 mm
A for 4 Tank	915 mm
A for 5 Tank	1065 mm

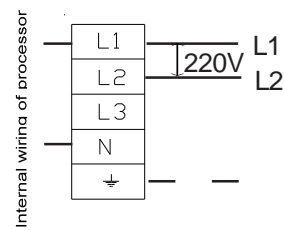
B for 37 RA	650 mm
B for 56 RA	860 mm
B for 66 RA	960 mm
B for 80 RA	1100 mm

We recommend a minimum walking space of 60cm around the processor.

Electrical supply:

Processor	~230V / 50/60Hz
37 RA 50	3,1kW/16A
56 RA 50	3,1kW/16A
66 RA 50	3,5kW/14A
	3N~400/230V, 50/60Hz
80 RA 50	6,8kW/13A

ATTENTION:
PROCESSOR TO BE CONNECTED TO
SUPPLY NET: 220V 50/60Hz



In case the above voltages are not available at site, please contact your local dealer or the factory for rewiring advice.

Details for shipment:

37 RA 50

packing dimensions:	1 carton box on palette 150cm x 86cm x 116cm (L x W x H)
packing volume:	3,655 m ³
weight with packing:	180 kg

56 RA 50

packing dimensions:	1 wooden box on palette 150cm x 94cm x 111cm (L x W x H)
packing volume:	3,405 m ³
weight with packing:	250 kg

66 RA 50

packing dimensions:	1 wooden box on palette 150cm x 118cm x 111cm (L x W x H)
packing volume:	3,136 m ³
weight with packing:	275 kg

80 RA 50

packing dimensions:	1 wooden box on palette 150cm x 118cm x 111cm (L x W x H)
packing volume:	3,136 m ³
weight with packing:	315 kg